THE BIG STORY

THE EIGHTH ANNUAL

# BEST OF WIDE FORMAT AWARDS

## *Big Picture* honors 10 outstanding wide-format digital print projects.

**By Deborah Sexton, *Contributing writer***

*Big Picture* is proud to announce the winners of the eighth annual Best of Wide-Format Awards, sponsored by Durst, Roland and ISA. Each year, we recognize the most impressive, creative and technically ambitious large-format digital print projects completed in the United States. Nominated by manufacturers, distributors and industry peers, these companies represent the highest levels of craftsmanship, problem-solving and execution in wide-format graphics. From complex installations executed under aggressive timelines to technically demanding builds that required material innovation and flawless color management, this year's winners show what is possible when creativity and production expertise align. Join us at the ISA International Sign Expo, April 8-10, at the Orange County Convention Center in Orlando, FL, as we celebrate the winners during a special ceremony from 3:30 to 5 p.m. on Thursday, April 9 in the Learning Lounge.

**IN PARTNERSHIP WITH**

ISA International Sign Association durst Roland

# BUILT INTO THE WALLS

## EDINGTON GYM AT SCHREINER UNIVERSITY

The expansion of a gym allowed Signarama San Antonio NW and Downtown the opportunity to shape more than walls; it created an experience.

For the Edington gym expansion at Schreiner University, Kerrville, Texas, Signarama partnered with JK Bernhard Construction to produce and install approximately 1,150 square feet of custom interior graphics across the front lobby, gymnasium walls and athletic lockers. The goal was not decoration, but transformation — integrating school branding directly into the architecture of a high-traffic athletic facility.

Kelly Mattingly, co-owner with husband Matthew, says the project required balancing energy with institutional integrity. "The Schreiner University Edington Center Gymnasium project stood out because of the scale, visibility, and the need to balance bold athletic branding with the integrity of a multiuse university facility," she says. "The height of the installation areas, the gymnasium environment, and the expectation for a clean, long-lasting finish made it especially impactful compared to typical interior graphics projects."

Success began with testing. A wall adhesion test aided in material selection, leading to the specification of 3M IJ180Cv3 vinyl paired with a matte overlaminate to ensure reliable adhesion and a non-glare finish suitable for athletic lighting. Graphics were produced on an HP 365 Latex printer, laminated on a Kala laminator and precision-cut using a Summa plotter for tight tolerances across walls and lockers.

"One of the biggest challenges was working within the physical constraints of a gymnasium environment — height access, surface conditions, and coordinating installation around the construction timeline," says Mattingly. "Proper surface testing, preparation and material selection were critical to ensure the vinyl would stick and stay."

Full installation coordination occurred within an active construction site, requiring lift planning, safety measures and precise alignment across multiple surfaces. The result is a cohesive, durable branding system that enhances wayfinding, reinforces school pride and elevates the athlete experience.

More than signage, the project demonstrates how wide-format graphics can function as a structural design element — embedding brand identity into the built environment.

*Custom wall and locker graphics, produced on HP Latex and finished with a matte overlaminate, integrate Schreiner University branding throughout the expansion.*

**PRINT SHOP**
**SIGNARAMA SAN ANTONIO NW AND DOWNTOWN**
*signarama-sanantonionw.com*

**LOCATION**
San Antonio, TX

**TOOLS AND SUPPLIES**
HP 365 Latex, 3M IJ180Cv3 vinyl, Kala laminator, Summa plotter

# CONCRETE BERM TO COMMUNITY BEACON

UNIVERSITY OF WISCONSIN–OSHKOSH

**PRINT SHOP**
**ART CITY WRAPS**
*www.artcitywraps.com*

**LOCATION**
Oshkosh, WI

**TOOLS AND SUPPLIES**
Epson SureColor S80600 printer, General Formulations GF 885AE RoughMark Cast Vinyl, GF 844 Ulti-Matte laminate

*Art City Wraps installed more than 6,400 square feet of printed GF 885AE RoughMark Cast Vinyl on a 35–45-degree cement berm on the university campus.*

A 54-year-old concrete berm stretching 400 feet along one of Oshkosh's busiest corridors was long dismissed as a gray afterthought. Today, the 17-foot-tall structure at the entrance to the University of Wisconsin–Oshkosh campus commands attention as a sweeping tribute to Titan Athletics—proof of what wide-format printing can accomplish when scale, storytelling and sheer grit converge.

Joshua and Carla Marquardt, owners, Art City Wraps, were hired by Discover Oshkosh to reimagine the 6,400-square-foot cement berm fronting the Kolf Sports Center. The wall, pitched at a daunting 35–45-degree angle, was porous, cracked and partially overgrown. Multiple mural attempts had been rejected over the years. This time, the stakes included a homecoming deadline and approvals from the tourism board, city officials, university marketing and a newly appointed chancellor.

Carla Marquardt led a 400-hour design effort, mining decades of archives to build a massive collage in Adobe Photoshop, section by section, ensuring historic images could be reproduced at sizes up to 17 by 40 feet.

Joshua Marquardt printed more than 200 panels using General Formulations RoughMark cast vinyl, selected for its aggressive adhesive and conformability on raw concrete, then protected the graphics with GF 844 Ulti-Matte laminate. Installation required inventing an angled mat system in place of ladders or lifts. "It's not vertical, it's at an angle, so that made it difficult," says Joshua. The five-person crew completed the installation in two and a half days.

The result is more than a wrap. It is a landmark narrative—transforming neglected infrastructure into a durable, large-scale celebration of school pride and demonstrating how modern materials can push environmental graphics onto surfaces once considered untouchable.

"My cousin had a family member who had been in a car accident, crashing into the wall where the mural is now. She shared with me that for the past 50 years, every time she drove by the wall, she remembered. Now she says she drives by that wall and smiles, and that was a really nice thing for me to hear. And I think people who see it feel a sense of pride as well," shares Carla.



# PRINTING ON THE INVISIBLE

RPM LIVING'S THE ANDERSON LUXURY APARTMENTS

At RPM Living's The Anderson luxury apartments in Houston, an 18-foot-wide by 15-foot-tall glass curtain wall no longer serves as a simple divider between the lobby and billiards room. It is now a printed architectural feature that filters light, shapes mood and anchors the interior design.

Source One Digital, manufacturer of CreativeFx custom window films, produced the large-format installation using optically clear polyester film applied to the second surface of the glass. The challenge was substantial: the artwork needed to read with equal impact from a lobby flooded with natural light and from a darker, moody space beyond. A previous vendor attempted tests on pre-frosted material without success.

"Starting with optically clear polyester allows us to control how the artwork reads in dramatically different lighting environments," says Katie Jasmin, vice president, national sales, Source One Digital. "Multiple test prints were required to achieve the correct balance before final production."

Rather than traditional clear vinyl, which can introduce distortion or require overlamination, S1D recommended optically clear polyester with built-in UV inhibitors and a scratch-resistant hard coat. Printed with UV-curable inks, layered CMYK, white and clear ink were engineered to fine-tune opacity, saturation and light diffusion.

"There are tricks and techniques for art file setup and print production to get the look the customer is going for," explains Jasmin. "We typically produce not only an electronic proof but also a prototype with several variations. That way, they can hold up to the glass in the environment and see if it performs as intended for the space."

Installation, coordinated by Gemstar of Houston, used a wet-apply method on the interior glass surface to ensure alignment across the 270-square-foot expanse.

The result is more than decorative film. "It's a multifaceted design solution — providing privacy, diffused light, atmosphere and subtle branding," she says. The project demonstrates how wide-format digital print can transform transparent surfaces into immersive architectural elements.

*The 18-by-15-foot custom-printed polyester film transforms the glass curtain wall between the lobby and billiards room at The Anderson. Design provided by Studio BeSpoke.*

**PRINT SHOP**
**SOURCE ONE DIGITAL**
*www.sourceonedigital.com*

**LOCATION**
Norton Shores, MI

**TOOLS AND SUPPLIES**
10-foot Vutek UV Roll to Roll, Lintec architectural grade 2 mil optically clear polyester window film with a permanent adhesive, Zund Icut for cutting panels to size with bleed for installation per panel

# ROLLING MEMORIALS

## LIG LIFE IS GOOD RENTALS

On Northern California construction sites, massive water and fuel trucks rumble through dust and debris. But these vehicles aren't advertising equipment rentals — they're carrying messages of loss, hope and service.

LIG Life Is Good Rentals, a Loomis, California-based equipment rental company, commissioned Sacramento's WrapStar Pro to transform its fleet into rolling memorials honoring children lost to cancer, raising suicide awareness and paying tribute to the military. Kristin Lanzarone, owner, WrapStar Pro, has produced multiple full wraps for the company's water and fuel trucks, each dedicated to a specific individual or cause.

"When a job is dedicated to somebody who is dying or at end of life, it makes us work harder to ensure the design and message get across to the community," says Lanzarone. "We are honored to do this type of project."

Each water truck requires approximately 230 square feet of printed film, covering fenders, tank sides and rear panels. The military-themed fuel truck demanded roughly 545 square feet of graphics across unevenly spaced tanks and upper fascia, where precise alignment of "Serving Those Who Serve Us" was critical.

All projects were printed on a Roland TrueVIS VG3 printer/cutter using CMYK, light cyan, light magenta, light black and orange inks. Lanzarone selected Arlon DPF V9700, a premium non-PVC cast polyurethane film, paired with Arlon Series V3370 non-PVC overlaminate. Gloss was used on water tanks, while a satin finish on the military truck delivered a subdued, tactical aesthetic.

To streamline installation on the large cylindrical tanks, the team preseamed panels prior to application, creating single unified sections and minimizing alignment challenges in the field. Complex front fender wells required advanced three-dimensional conformability and heat control — standard practice for WrapStar Pro, which specializes in commercial fleets and architectural wraps.

The trucks generate attention far beyond job sites. One suicide awareness water truck was showcased at a regional mental health relay, amplifying its impact. "If a wrapped truck helps even one person, it is well worth it," LIG leadership shared publicly.

In an industry often focused on brand impressions, this project stands apart for something deeper: using wide-format technology not just to promote business, but to serve a community.

*A fully wrapped LIG Life Is Good Rentals water truck honors a child's memory, turning approximately 230 square feet of non-PVC cast film into a moving tribute.*

**PRINT SHOP**
**WRAPSTAR PRO**
*www.WrapStarPro.com*

**LOCATION**
Sacramento, CA

**TOOLS AND SUPPLIES**
Roland TrueVIS VG3 printer/cutters, Arlon V9700 DPF non-PVC cast polyurethane (PU) film, Arlon Series V3370 1.5-mil non-PVC, cast polyurethane overlaminate with a clear, permanent pressure-sensitive adhesive, V3370 laminate gloss and satin for the fuel truck



# LINTEC OF AMERICA EXPANDS ECO SERIES OF RECYCLED SCRATCH-RESISTANT GRAPHIC FILMS

**LINTEC OF AMERICA** is proud to announce the expansion of its popular ECO Series of scratch-resistant, optically clear window films—made with 100% recycled content. These environmentally conscious films are designed for UV printing, providing a premium option for sustainable visual displays and architectural applications.

The original and most widely used product in the line, **ECO 2100 ZC Recycled**, features a 2 mil film on a 2 mil clear liner. This construction has earned industry acclaim for its clarity, durability, and ease of use in a range of graphic installations.

Now, two new options have been added to the ECO lineup:

- **ECO 2104 ZC Recycled** introduces a 4 mil release liner, offering improved tracking and print handling for high-performance applications.
- **ECO 2200 ZC Recycled** includes UV-blocking technology embedded in the adhesive layer—making it an ideal choice for windows facing strong sunlight, such as west-facing interior glass in warm climates.

All three products deliver outstanding optical clarity, scratch resistance, and sustainability—backed by Lintec's commitment to innovation and environmental responsibility.

These new films are available immediately. For pricing, samples, or technical support, please contact us at info@lintecofamerica.com.

LINTEC Corporation

**W:** digitalwindowgraphics.com
**E:** info@lintecofamerica.com

# COLOR-CRITICAL

## THE LIVING WALL AT THE ITALIANO

At first glance, this mural, based on Michelangelo's Creation of Adam in the Sistine Chapel, is a classical piece worthy of a Renaissance gallery. Look again, and the figures' hair begins to move. Eyes blink. The wall breathes.

That was the vision behind The Living Wall at The Italiano, an upscale Scottsdale dining destination from The Maggiore Restaurant Group. To execute it, the client turned to Artisan Colour, led by owners Doug Bondon and John Passante and Senior Account Executive Kristiane Trejo, to produce three custom mural sections totaling approximately 250 square feet. Though modest in size, the project demanded an uncommon level of precision.

Designed in collaboration with Wesley James of The Line Lab, the audio/visual partner, the Renaissance-inspired artwork was enhanced with digital projections layered over the printed surface. The animation, flowing hair and blinking eyes, delivered via ceiling-mounted digital projectors, required the printed color to sync seamlessly with moving light.

"Due to the projection mapping that was part of the final installation, this design was more color-critical than the norm," says Trejo. "The interaction between print and light required a more rigorous testing process."

DreamScape Bondi Sands wallcovering was selected for its ability to reproduce intricate detail and saturated color while offering durability in a high-traffic hospitality setting. Achieving alignment between ink and illumination required six rounds of color adjustments and multiple hard proofs. Test panels were installed and evaluated under projected light to ensure skin tones, shadows and highlights reacted as intended.

"Color on a client's monitor is rarely calibrated," observes Trejo. "We relied on hard proofs and real-world testing to bring everyone into agreement before full production."

Installed with butt seams using standard wallpaper paste and no topcoat, the final mural delivers a seamless canvas in motion. The result is a layered sensory experience that merges static print with dynamic projection, transforming a restaurant wall into a living focal point.

In a market crowded with statement graphics, this project stands out not for scale, but for synchronization — where craftsmanship in print enables technology to take center stage.

*Renaissance-inspired artwork printed on DreamScape Bondi Sands becomes a dynamic focal point as projected digital enhancements add movement to the mural at The Italiano.*

**PRINT SHOP**
**ARTISAN COLOUR**
*www.artisancolour.com*

**LOCATION**
Scottsdale, AZ

**TOOLS AND SUPPLIES**
Colorado Gel 1650 Printer, DreamScape Bondi Sands digital printable wall covering

# DreamScape®

# Wall + Floor Wrap

## Peel and Stick

Peel & Stick

Excellent for retail settings

### Highly Durable

Permanently removeable
TYPE II physical strength

### Thicker Than Others

DreamScape Wallwrap is thicker than others.
It covers wall imperfections,
unlike thinner vinyls

### Maintains Wall Integrity

Easy Install - Easy removal, Keeps walls
looking new!

### Premium Performance

Repostionable MICROSPHERE adhesive
No messy residue

MADE in the USA

- 3 Ply Durability
- Pthalate-Free
- Clean Vinyl Technology

- Slip Resistant Certified
- ANSI A137.1 & Pendulum DCOF
- Caviar Grip Texture

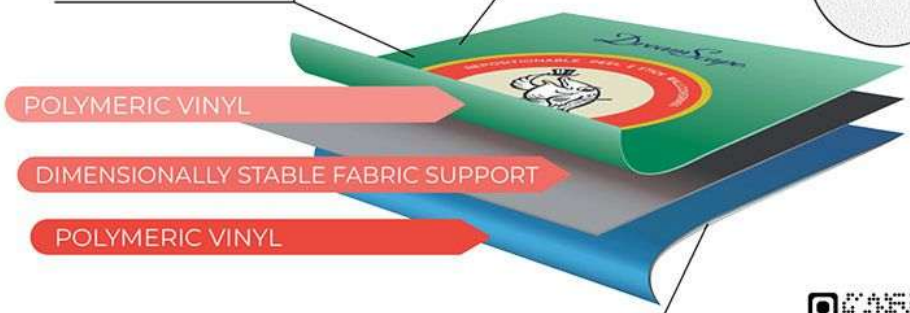


- Repositionable Adhesive
- Adhesive Uses Microsphere Technology
- Clean Release, No Residue

Available in 4 textured Options

For more information go to www.wallwraps.com

# A MOVING TRIBUTE

## LANDON'S HOPE MOBILE FREE LIBRARY

Grief became a rolling invitation to read when a retired bus in Bardstown, Kentucky, was transformed into the Landon's Hope Mobile Free Library.

The project began when Emma McCubbins, founder of Landon's Hope, approached Digital EFX Wraps after purchasing a bus to expand her charity's three neighborhood book sheds into a mobile library. Created in memory of her son, Landon McCubbins, who passed away when only 8 years old, the nonprofit promotes children's literacy across the community. "She came to me and said, 'We saved up enough to get the bus. We want to get a wrap on it,'" says Dallas Fowler, co-owner, Digital EFX Wraps.

Fowler donated the design and his time, asking the charity to cover only media costs. If billed at standard rates, the project would have reached $8,000 to $10,000. Instead, Fowler invested 20 to 30 hours creating custom artwork, with another 20 to 30 hours dedicated to installation by a four-person crew.

The 401-square-foot wrap required more than technical precision; it demanded storytelling. Fowler used AI-assisted design tools to build a cartoon-style tribute incorporating Landon's favorite books, toys, tractors and even his grandfather's blue truck. A small shed depicted on the bus is a nod to the free libraries placed throughout town. "I was known for my ability to draw and do cartoons. I knew my art style was perfect for this," says Fowler. "It was the most emotional wrap we ever did."

Technically, the bus presented familiar but formidable challenges: rivets, side rails and expansive panels. The team selected a 3M film engineered to conform over complex surfaces and employed proprietary heating and laying techniques to ensure long-term adhesion.

*The 401-square-foot wrap transformed a retired bus into the Landon's Hope Mobile Free Library, featuring custom illustrations that reflect Landon McCubbins' favorite books, toys and hometown memories.*

**PRINT SHOP**
**DIGITAL EFX WRAPS**
*www.digitalefxwraps.com*

**LOCATION**
Louisville, KY

**TOOLS AND SUPPLIES**
Roland DG TrueVIS VG3-640 64-inch wide-format eco-solvent printer/cutter, 3M 180 film, Dol 1060 laminate applied with a Kala laminator

The result is both tribute and tool — a mobile literacy hub that invites participation. At the company's annual open house and car show, admission was one children's book for the bus. The effort generated 900 donations and extended the project's impact beyond print.

"This project has generated so much emotion. People will get behind a cause," notes Fowler.

Few wraps so fully merge craft, community and cause — turning wide-format print into a vehicle for hope.

ISA INTERNATIONAL SIGN EXPO 2026

APRIL 8–10

ORLANDO FL

# SPARK IDEAS

## BUILD WHAT'S NEXT

Explore hands-on demos of the latest fabrication equipment, tools, and products. Discover AI strategies and practical solutions that ignite fresh thinking, outpace your competitors, and wow your clients. Most importantly, connect with industry leaderswho can help you turn ideas into action.

FIND YOUR SPARK — CLAIM YOUR FREE PASS

Us Use code BIGPICTURE at signexpo.org

# WRAPPING THE WATERFRONT

VAN GOGH EXHIBIT AT PIER 36 IN MANHATTAN

When 21,000 square feet of print must transform a raw industrial venue into an immersive art destination — in under three weeks — there is no room for hesitation or error.

Commissioned by Starvox Entertainment, GetWrapped.ca was tasked with designing, producing, and installing interior and exterior graphics for the New York run of the Immersive Van Gogh Exhibit at Pier 36 in Manhattan. The 75,000-square-foot venue overlooking the East River required approximately 9,000 square feet of interior wall, stair, and architectural graphics, plus a 31-foot-high by 400-foot-long exterior riverside wall wrap totaling roughly 12,400 square feet. Brick, painted wood, glass, siding, and fiberglass all demanded different performance characteristics — yet the color had to remain uniform and the branding unmistakable from passing boats and pedestrian traffic.

"We're already in an industry where everything happens fast, but this one was super fast — maybe just under a three-week lead time," says Niek Ermes, owner, GetWrapped.ca. Unlike typical large corporate projects, the team handled everything from design through installation. "We took it all the way from design to install," he says. "Visibility from the riverside was very important."

Instead of templating every door, window, and surface change — a process that could have consumed a week alone — the team devised a hybrid material strategy. Installers preblocked complex areas using Drytac films, effectively converting a fragmented façade into "one big rectangle" printable on Polar Grip. The move eliminated multiple color profiles and compressed production time without sacrificing precision.

Then came a late request: make it glow in the dark. With no time to source specialty inks, the team tested materials in-house and discovered that SpotOn White M50 delivered the desired pop when left unprinted. "We thought in reverse," says Ermes. "Show more white so it would glow."

With the installation finishing the day before opening, the project proves how strategic material selection and decisive problem-solving can elevate wide-format print into experiential architecture.

*Interior graphics spanning walls and staircases captivated visitors of the Immersive van Gogh Exhibit at Pier 36 in Manhattan, which consisted of more than 9,000 square feet of printed architectural surfaces.*

**PRINT SHOP**
**GETWRAPPED**
*www.getwrapped.ca*

**LOCATION**
Toronto, Ontario

**TOOLS AND SUPPLIES**
HP Latex 800 printer, used for interior graphics production; EFI Vutek GS3250 printer, used for exterior graphics production; Drytac ReTac Smooth 150; Drytac ReTac Textures Canvas; Drytac Polar Grip and Drytac SpotOn White M50.

# PRINTING LEGACY

SAN FRANCISCO LIBRARY WALL MURAL

When a public library becomes the canvas, there is no margin for error.

In March, the VIVAS team was contacted by the San Francisco Arts Commission about producing and installing a monumental mural inside the San Francisco Main Library. Designed by artist Belén Islas, the Indigenous-inspired work celebrates knowledge shared across generations. At more than 40 feet wide and 23 feet tall — over 920 square feet of print — the mural would become a permanent part of a civic space.

The Arts Commission required museum-level color fidelity, seamless panel alignment and an installation process that would not disrupt daily library operations. Under the leadership of Luis Vivas, founder of VIVAS, the team was charged with translating fine art into a technically precise, large-scale vinyl installation while preserving the integrity of the artist's vision.

"This project stood out because it went beyond traditional signage or commercial graphics — it became part of a permanent cultural and civic space," Vivas says. "It was a balance between fine art and fabrication."

Production began in early October, with a week dedicated to printing, laminating and preparing 48-inch panels under production lead Alberto Vidaurre. Panelization was engineered for controlled alignment at height, enabling perfect overlap and visual continuity.

"One of the biggest challenges was ensuring color accuracy and material performance at scale," Vivas says. "Working within a public library required strict coordination, minimal disruption and precise scheduling."

Installation began on a Sunday with scaffolding assembly at the Hyde Street loading dock. By Monday, the mural was installed in approximately six hours, with scaffolding removed that evening to keep the facility fully operational.

Unveiled Oct. 14, the mural has been praised for its vibrancy and architectural integration. More than a wall graphic, the project demonstrates how wide-format printing can preserve artistic intent while performing at civic scale — a benchmark for environmental graphics in public spaces.

**PRINT SHOP**
**VIVAS INC.**
*www.vivasinc.com*

**LOCATION**
San Francisco, CA

**TOOLS AND SUPPLIES**
Roland TrueVIS VG3-640 64-inch wide-format eco-solvent printer/cutter, 3M™ Envision™ Print Film 48C

*VIVAS installers aligned 48-inch vinyl panels more than 20 feet above the library floor, achieving seamless continuity across the 40-foot mural.*

# FULL-THROTTLE HEALING

PHOENIX CHILDREN'S HOSPITAL

For most kids, a CT scan can feel intimidating. At Phoenix Children's Hospital, it now feels like blasting through a galaxy, diving underwater or trekking through the jungle.

When the hospital sought a way to make its large CT scanners less frightening, it partnered with Wrapsesh, Gilbert, AZ, also known as Vinyl Vixen Wraps. Co-owned by Slim Sheddy (real name: Mike Shedd) and Vinyl Vixen, the company was tasked with designing, printing and installing full graphic wraps — not just on the front face, but around every exterior surface and deep inside the scanner tube itself. Three machines across multiple facilities were transformed with galaxy, jungle and underwater themes. Assisting with the design were Wrapstyle and Vojtech Graphics.

"We're a small mom-and-pop luxury vehicle wrap shop, and we have cultivated our own lane," says Vinyl Vixen. "We specialize in the overwrapping — the stuff that goes above and beyond that other shops don't want to do. This was the first time someone asked us to do every surface and inside the tube. We really liked pushing the limits."

Using a Mutoh 1682SR eco-solvent printer, the team produced panels on Avery Dennison MPI 1105 Easy Apply RS Supercast wrapping film, protected with DOL 1360Z gloss overlaminate. The film choice was deliberate. Vinyl Vixen consulted with her Avery representative to confirm that the material could withstand hospital-grade disinfecting and heat installation without affecting the multi-million-dollar equipment's performance.

Installation took place overnight while facilities were closed. The gently sloping curves and tight interior tube required what Vinyl Vixen describes as an "upside-down, knees-on-the-floor, crunched-up" effort. Strategic design planning helped ease alignment: galaxy graphics fade to a black hole and ocean scenes to a whirlpool that minimized critical seams in the most challenging areas.

"Each of the three was done in under seven hours," Vinyl Vixen says. "It's not a crazy amount of film, but it's intricate work."

The result is more than decoration. It's an immersive distraction that reframes a clinical procedure as an adventure — a creative, boundary-pushing application of wide-format film that proves even the most technical environments can benefit from bold, visual storytelling.

*Overnight installation of the CT scanner wrap required precise panel alignment and heat forming around complex curves, including the interior scanner tube. Owner Vinyl Vixen has built her shop's reputation on tackling jobs that other printers don't want. (Wrapstyle & Wojtech Graphics assisted with project graphics.)*

**PRINT SHOP**
**WRAPSESH VINYL VIXEN**
*www.wrapseshaz.com*

**LOCATION**
Gilbert, AZ

**TOOLS AND SUPPLIES**
Mutoh 1682SR eco-solvent printer, Avery Dennison MPI 1105 Easy Apply RS Supercast Wrapping Film, Avery Dennison DOL 1360Z gloss overlaminate, GSWF Gloss Platinum PPF

# PRINTING AT SCALE

## AUTUMN CREEK, LAKELAND AND NORTH BEND SCHOOLS

When three new elementary schools set out to redefine what a learning environment could look like, the walls became the canvas. For Humble Independent School District in Houston, Texas, the vision for Autumn Creek and Lakeland elementary schools in 2021 — followed by North Bend in 2023 — centered on immersive, pod-based learning spaces wrapped in large-format environmental graphics. Delivering that vision at scale fell to RIOT Color of San Ramon, California.

Working in collaboration with architectural firm PBK, RIOT Color was tasked with producing and installing more than 20,000 square feet of custom wallcoverings across the three campuses. Each pod required distinct, high-impact visuals designed to inspire creativity while withstanding the realities of an active elementary school.

Dreamscape Suede was selected for its durability, seamless appearance and compatibility with low-VOC paints specified for the schools. Using its Vutek 3r roll-to-roll LED printer, the team printed approximately 10,000 square feet of material in just two weeks during peak production, maintaining color consistency and tight seam alignment across expansive wall runs.



*RIOT Color, San Ramon, Calif., installed more than 20,000 square feet of Dreamscape Suede wallcoverings, transforming Humble ISD's pod-based elementary schools into immersive learning environments. Graphics required tight seam alignment and rapid turnaround to meet aggressive project deadlines.*

**PRINT SHOP**
**RIOT CREATIVE IMAGING**
*www.riotcolor.com*

**LOCATION**
San Ramon, CA

**TOOLS AND SUPPLIES**
EFI Vutek 3r, Dreamscape Suede

The challenge was twofold: compressing production and installation into aggressive construction timelines while ensuring that every graphic integrated flawlessly within architect-designed interiors. Dreamscape Suede's forgiving texture and seam integration proved critical, allowing installers to achieve clean transitions in high-visibility corridors and pod entries.

The result is a trio of dynamic, immersive educational environments where hallways and classrooms double as storytelling surfaces. Beyond aesthetics, the project demonstrates how wide-format printing can shape experience at architectural scale — blending durability, design intent and technical precision. For Humble ISD, the walls now do more than divide space; they actively support learning.